



COP - RCORP

Communities of Practice for Rural Communities Opioid Response Program

COP-RCORP Consortium Meeting


March 26, 2019

1:00-2:30pm

Roll Call and Attendance

- Ashtabula
- Fairfield
- Sandusky
- Seneca
- Washington
- Ohio University
- PIRE

Consortium Sharing



Since we last met in February...

- What is an accomplishment you would like to share?
- What is a challenge you have encountered?
- What is a question or issue you want to raise among your peers or with your TA provider?

COP-RCORP Website Updates


- <https://www.communitiesofpractice-rcorp.com/>
- Community pages
- Training & Guidance materials
- Consortium member area (password protected)



C O P - R C O R P

Communities of Practice for Rural Communities Opioid Response Program

Review of Key HRSA Deliverables



Core Activity 1: Strong Consortia



Core Activity 2: Needs and Gaps Assessment



Core Activity 3: Strategic Planning



Core Activity 4: Workforce Development



Core Activity 5: Sustainability

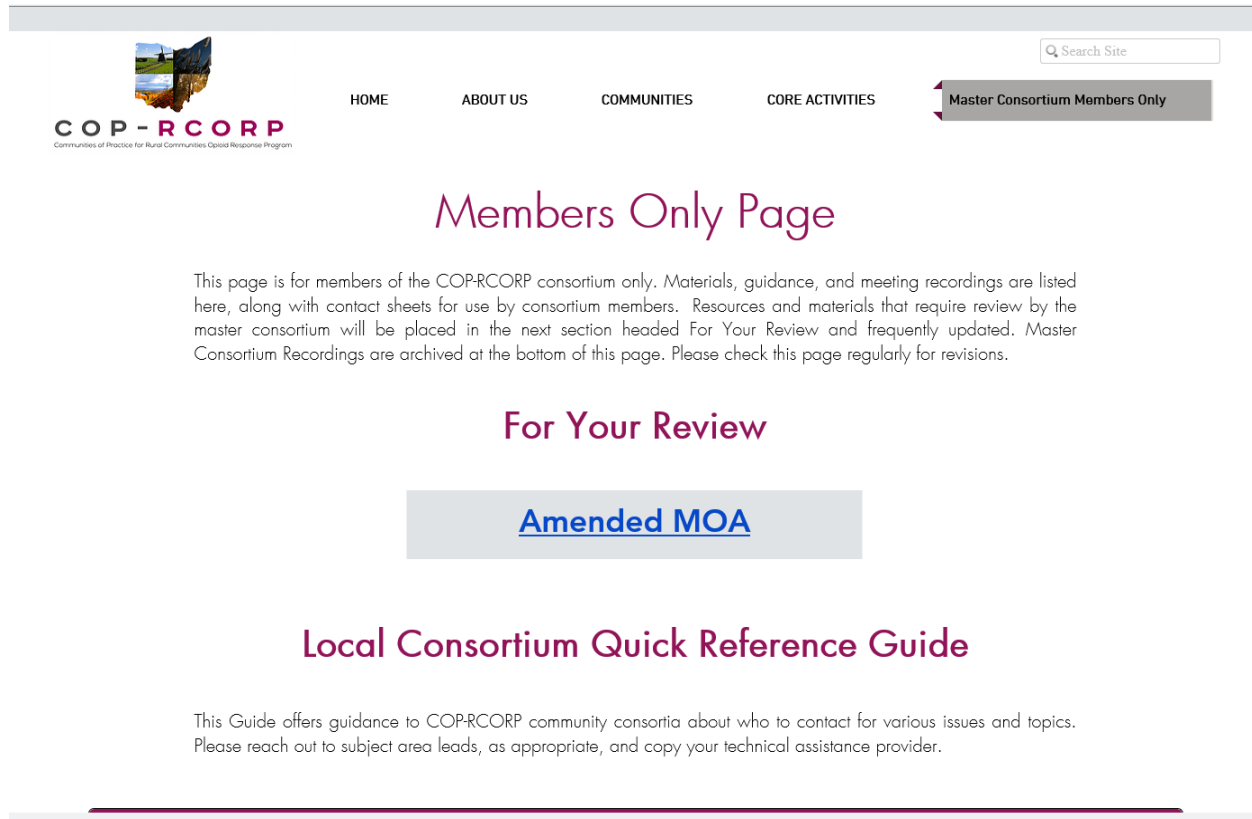


Core Activity 6: Website Development

1. COP-RCORP Consortium MOU
2. Local Consortium MOUs
3. Needs & Gap Assessment
4. Capacity Assessment

Master Consortium MOU Addendum:

- In February, our consortium decided to create an addendum to the Master Consortium MOU



The screenshot shows the top navigation bar of the COP-RCORP website. On the left is the logo for COP-RCORP, which includes a small image of a rural landscape and the text "COP-RCORP" with the tagline "Communities of Practice for Rural Communities Optimal Response Program" below it. To the right of the logo are navigation links: HOME, ABOUT US, COMMUNITIES, and CORE ACTIVITIES. Further right is a search box labeled "Search Site" and a grey button labeled "Master Consortium Members Only".

Members Only Page

This page is for members of the COP-RCORP consortium only. Materials, guidance, and meeting recordings are listed here, along with contact sheets for use by consortium members. Resources and materials that require review by the master consortium will be placed in the next section headed For Your Review and frequently updated. Master Consortium Recordings are archived at the bottom of this page. Please check this page regularly for revisions.

For Your Review

[Amended MOA](#)

Local Consortium Quick Reference Guide


This Guide offers guidance to COP-RCORP community consortia about who to contact for various issues and topics. Please reach out to subject area leads, as appropriate, and copy your technical assistance provider.

Master Consortium MOU Addendum:

- Review of content, questions, & discussion
- Approval
- Process for obtaining signatures and finalizing
- Timeline for submitting to HRSA


Local Consortium MOUs: Task: Formal Local Consortia

- Deadline of May 15 for initial LCC MOUs
 - Local development
 - Use JBS template and update required language
 - Share draft locally to build conceptual agreement
 - Need total of four collaborators (yourself +3 others)
 - Share with OU/PIRE
 - Share with HRSA and JBS
 - Obtain approval and make any updates, if needed
 - Obtain local signatures & return to OU/PIRE




Local Consortium MOUs: Status Updates by Communities

- Organization of local consortium:
 - Number and type of collaborators
 - Frequency of meeting
 - Existing or newly formed group
- Current status of your progress with local MOUs
 - Still negotiating with collaborators
 - Draft under review locally
 - Completed and submitted local MOU to OU/PIRE
- Key take away re: consortium development process



Local Consortium MOUs: Decision Point



How and when do we want to share the local MOUs for HRSA and JBS to review?

- Share each community's individually?
- Package them all together?
- When do we want to share them?

COP-RCORP Needs Assessment:

- HRSA Goal: Conduct a detailed analysis to identify opportunities and gaps in:
 - OUD prevention,
 - OUD treatment (including MAT), and/or recovery
 - Prevention, treatment, & recovery workforce,
 - Services,
 - Access to care within the target rural service area, and
 - Existing federal, state, and local OUD resources that could be leveraged within the rural community.
- Our goal today: to preview work we have done and get your feedback.

Annotated Needs Assessment Templates

- JBS (HRSA's TA provider) created a needs assessment template
 - Contains priority needs assessment items for RCORP-Planning grantees.
- How can we help communities utilize the template?
- We reviewed the RCORP-P template and:
 - Divided it into multiple annotated templates for prevention, treatment, and recovery
 - Added directions and guiding questions
 - Suggested an order for each template to be completed (i.e. gaps and needs before priority setting, service systems before workforce)

Overview of Results/Findings for Treatment

Guidance from JBS (HRSA's TA Provider) on Overall Goal: Assess findings for populations of focus, including a summary of quantitative and qualitative data from the perspective of prevention, treatment, and/or recovery. Identify prevalence and severity of needs as well as impact on and demand for services. Summarize relevant context and conditions affecting populations of focus.

Assess findings for service systems, including summary of existing efforts for prevention, treatment, and recovery; availability and access to care; assets and opportunities; and gaps and constraints. Estimate prevalence of and demand for OUD services. Identify existing and possible federal, state, and local resources that can be leveraged.

JBS
Guidance

Guiding questions to consider from OU/PIRE:

For each topic below, do your best to answer the guiding questions provided. You may not be able to answer every question. That's okay. You may simply note that you do not have enough information.

Summary of Context and Conditions Affecting Treatment

- What are the needs of people in treatment and how severe are they? Think about things such as (but not limited to): employment, transportation, housing, medical needs, co-occurring disorders, not enough treatment, etc.

Write your responses here:

Guiding Questions

Community
response

Annotated Needs Assessment Templates

- So far, we have divided each area of the RCORP template into separate, smaller annotated templates:
 - Template 1: Introduction
 - Template 2: Prevention
 - Template 3: Treatment
 - Template 4: Recovery Supports
- Upcoming templates will include: Workforce, Priority Setting, Methodology, Conclusion

4. Community Culture

Guidance from OU/PIRE: Please respond to each of the following questions regarding the overall community culture. Keep in mind that the grant focuses on addressing prevention, treatment, and recovery for substance use disorders, so think about how to describe the context of your community culture for that work.

- a. Describe the overall cultural feel of your community. [Tip: You may want to speak with your visitor's bureau or chamber of commerce for information to include here.]

Type your response here.

- b. What is your community the most proud of from a cultural perspective?

Type your response here.

- c. Please provide a narrative statement explaining each of the five pictures you provided for the website and why they are important and representative of your community.

Photo 1 is of _____. We selected it because _____.

Availability and Appropriateness of Treatment Services

- What existing treatment efforts/resources do you have in your community? Include modalities, types of treatment, and number of providers. Think also of MAT.

Write your responses here:

- What services exist for co-occurring disorders?

Write your responses here:

- How well do existing treatment efforts and resources meet the needs of individuals in treatment?

Write your responses here:

- How do you know (what are your data/information sources)?

Write your responses here:

Overview of Results/Findings for Prevention

Guidance from JBS (HRSA's TA Provider) on Overall Goal: Assess findings for populations of focus, including a summary of quantitative and qualitative data from the perspective of prevention, treatment, and/or recovery. Identify prevalence and severity of needs as well as impact on and demand for services. Summarize relevant context and conditions affecting populations of focus.

Assess findings for service systems, including summary of existing efforts for prevention, treatment, and recovery; availability and access to care; assets and opportunities; and gaps and constraints. Estimate prevalence of and demand for OUD services. Identify existing and possible federal, state, and local resources that can be leveraged.

Impacts of OUD

Guiding questions to consider from OU/PIRE:

For each age group, do your best to answer the guiding questions regarding the impacts of OUD on each population (age group) below and the how your local context and conditions affect prevention services. You may not be able to answer every question. That's okay. You may simply note that you do not have enough information.

Young Children

Please state how your community defines "young children".

Write your response here:

Describe how young children are impacted by the opioid epidemic

- How are young children impacted by the opioid epidemic? (Consider NAS, use/parental use, overdose, foster care, incarcerated parent, etc.)

Assets, Gaps, and Resources

Guiding Questions from OU/PIRE:

Think about your community's, assets, gaps, and resources for treatment services. Again, if you are unable to answer a question, that's okay. Just note where you do not have enough information.

Assets and Opportunities

- What are your community's biggest assets related to treatment? Think about things like financial support, programs, coalitions, infrastructure, EBPs, programs, and human capital.

Write your responses here:

- What conversations/action steps are currently occurring in your community around treatment and how will they benefit the community?

Write your responses here:

Constraints and Gaps

- What are your community's biggest constraints (time, money, personnel, etc.) related to treatment?

Write your responses here:

- What are your community's biggest gaps related to the provision of treatment? Think about additional modalities that might be needed, providers for MAT, etc.

Write your responses here:

Needs Assessment: Current Resources

- Annotated templates (now available on website)
 - Introduction
 - Prevention
 - Treatment
 - Recovery
- Data and narrative from grant proposal (previously sent via email)
- Excel file with community data and list of sources (previously sent via email)
- TA throughout the process

Needs Assessment: Additional Resources Needed?


What other resources would be helpful to you as you complete the needs assessment templates?

- On-demand videos available on the website (like the MOU video)?

Needs Assessment: Decision Point

- Your needs assessment will be used to inform your strategic plan and workforce plan.
- If your strategic plan and workforce plan must be completed by September 30, when do you think your needs assessment should be completed?

RCORP-Implementation FOA



- Up to \$1M over 3 years
- Due on 5/6/19
- One application per organization

Rural Communities Opioid Response Program-Implementation

HRSA-19-082 | Federal Office of Rural Health Policy

Application Accepted: 03/06/2019 to 05/06/2019

Projected Award Date: 09/01/2019

Estimated Award Amount: N/A

Program Description:

The Rural Communities Opioid Response Program (RCORP) is a multi-year opioid-focused initiative by the Health Resources and Services Administration (HRSA) aimed at reducing the morbidity and mortality of substance use disorder (SUD), including opioid use disorder (OUD), in rural communities at the highest risk for SUD. This notice announces the opportunity to

- Requires implementation in 6 core prevention areas; 6 core treatment areas, and 3 recovery areas
- Questions about FOA?
- Consortium interest in applying
- Decision point: how to apply

Upcoming Meeting #1: “Substance Use & Misuse: Rural Communities Respond”

- April 2, 2019
- Ohio State University
- \$25 to register/attend
- Presentation by Holly and Matt
- Questions:
 - Are any of our master consortium members attending?
 - Are there specific topics that you would like Holly or Matt to report back on?

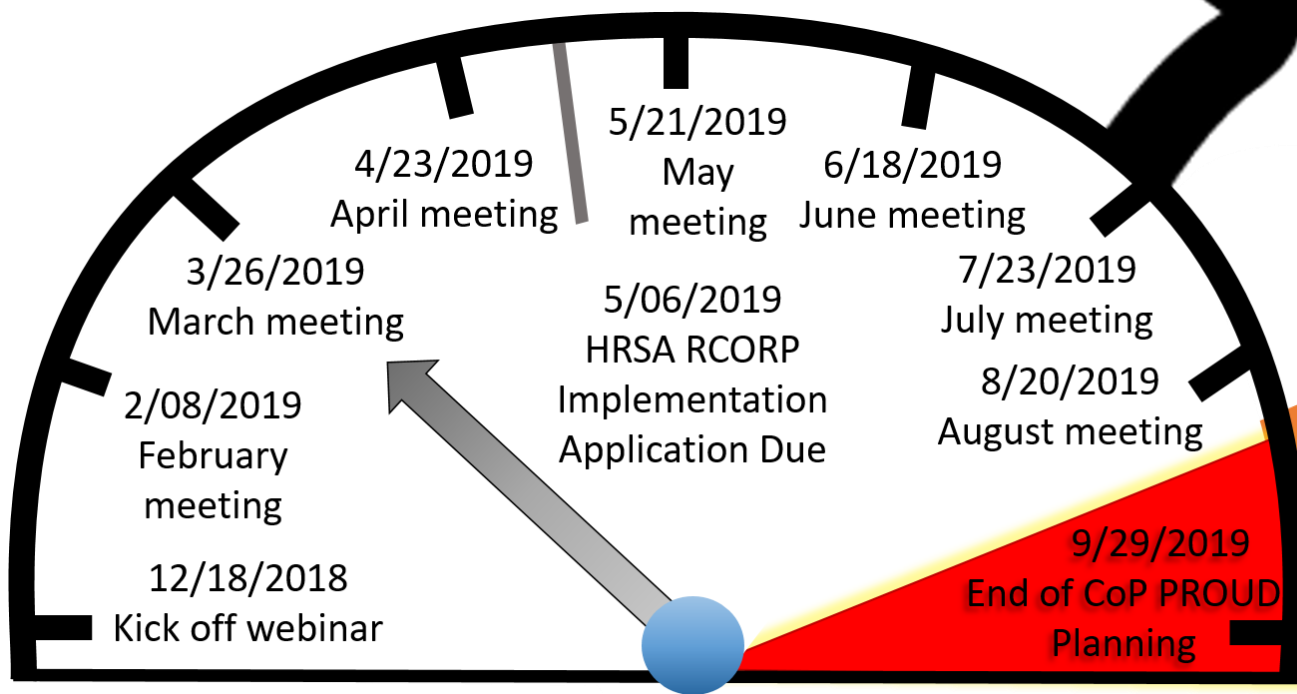
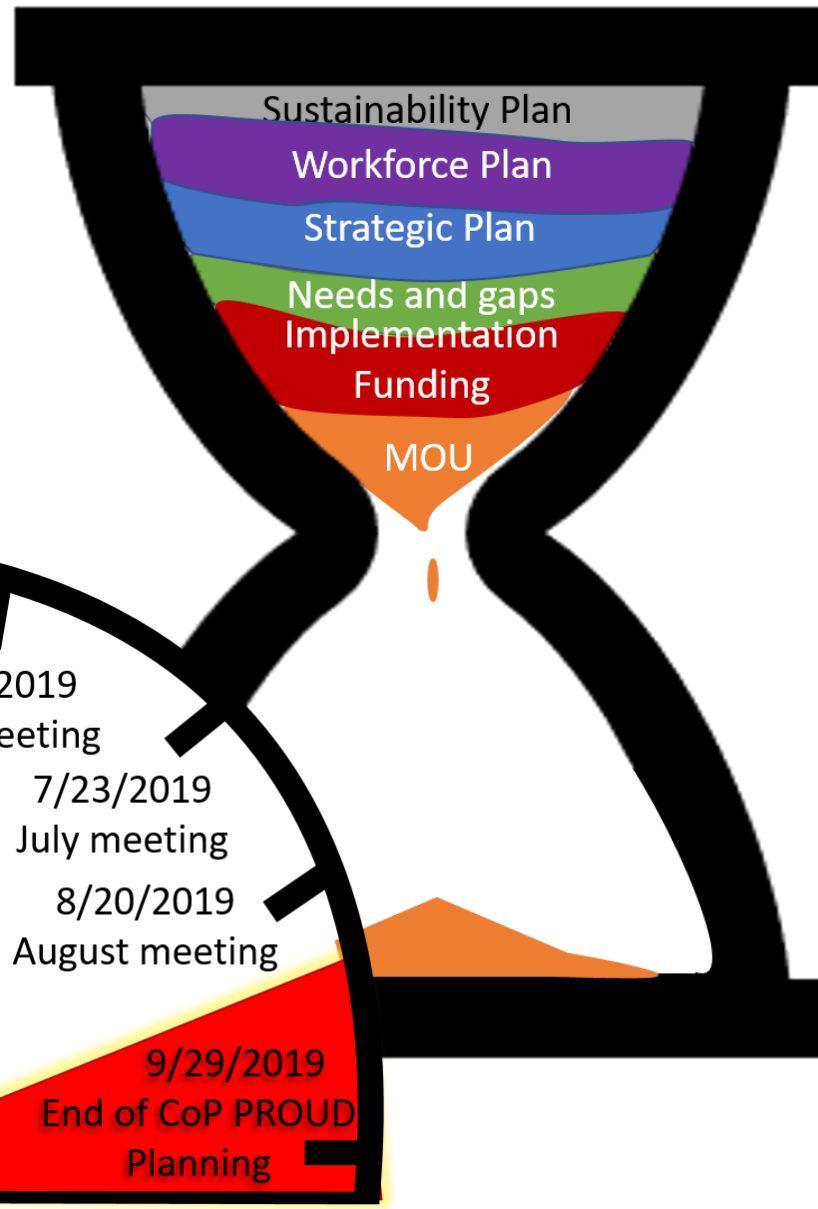



Upcoming Meeting #2: HRSA Grantee Meeting

- Timeframe: June 18-June 20
- The project director has to attend and one other consortium member
 - We have spaces for 2 community members to attend
- Questions:
 - Is there interest in attending?
 - How can we best share out key learnings & model equity?



Timing



Wrap Up/Bringing it All Together

- Master Consortium
 - What questions do you have after this meeting?
 - What questions do you have for your peer communities?
 - What questions do you have for your TA provider?
- HRSA
 - What questions do communities have for HRSA?
 - Do the communities have any interest in joining our monthly HRSA calls? Maybe highlight one community per month?

Key Next Steps

1. Send pictures and content that represents your community to April (aschweinhart@pire.org).
2. Be responsive to any requests about the COP-RCORP Master Consortium MOU or updated COP-RCORP Workplan.
3. Finalize & submit local MOUs to Laura (milazzol@ohio.edu), if you have not already.
4. Once you receive the links to the needs assessment guidance, review the documentation, complete the “Task Form” and send it your TA provider.
5. Think about potential contacts for the capacity survey. We will resume this conversation next month.
6. Review the updated workplan and provide any comments when you receive it.